



Location: CMA1b - Oil Street Site Office

Report on 24-hour TSP monitoring

Action Level ($\mu\text{g}/\text{m}^3$) - 176.7

Limit Level ($\mu\text{g}/\text{m}^3$) - 260

Date	Sampling Time	Weather Condition	Filter paper no.	Filter Weight, g		Elapse Time, hr		Sampling Time, hr	Flow Rate, m^3/min			Total Volume, m^3	TSP Level, $\mu\text{g}/\text{m}^3$
				Initial	Final	Initial	Final		Initial, Q_{si}	Final, Q_{sf}	Average		
28-Apr-16	8:00	Cloudy	015415	2.8639	2.9684	8067.94	8091.94	24.00	1.22	1.22	1.22	1760	59.4
4-May-16	8:00	Fine	015353	2.8364	2.9384	8094.94	8118.94	24.00	1.22	1.22	1.22	1755	58.1
10-May-16	8:00	Rainy	015557	2.8251	2.9437	8121.94	8145.94	24.00	1.17	1.17	1.17	1682	70.5
16-May-16	8:00	Cloudy	015633	2.8124	2.9033	8148.94	8172.94	24.00	1.27	1.27	1.27	1833	49.6
20-May-16	8:00	Cloudy	015498	2.8589	2.9643	8175.94	8199.94	24.00	1.26	1.26	1.26	1819	58.0
26-May-16	8:00	Cloudy	015715	2.7940	2.9570	8202.95	8226.95	24.00	1.16	1.16	1.16	1667	97.8

Report on 1-hour TSP monitoring

Action Level ($\mu\text{g}/\text{m}^3$) - 320.1

Limit Level ($\mu\text{g}/\text{m}^3$) - 500

Date	Sampling Time	Weather Condition	Filter paper no.	Filter Weight, g		Elapse Time, hr		Sampling Time, hr	Flow Rate, m^3/min			Total Volume, m^3	TSP Level, $\mu\text{g}/\text{m}^3$
				Initial	Final	Initial	Final		Initial, Q_{si}	Final, Q_{sf}	Average		
29-Apr-16	9:30	Cloudy	015412	2.8464	2.8557	8091.94	8092.94	1.00	1.22	1.22	1.22	73	126.6
29-Apr-16	11:00	Cloudy	015409	2.8235	2.8352	8092.94	8093.94	1.00	1.22	1.22	1.22	73	159.2
29-Apr-16	13:25	Cloudy	015406	2.8462	2.8555	8093.94	8094.94	1.00	1.22	1.22	1.22	73	126.6
5-May-16	8:45	Fine	015351	2.8627	2.8674	8118.94	8119.94	1.00	1.22	1.22	1.22	73	64.4
5-May-16	10:35	Fine	015560	2.8401	2.8456	8119.94	8120.94	1.00	1.22	1.22	1.22	73	75.3
5-May-16	13:50	Fine	015573	2.8422	2.8452	8120.94	8121.94	1.00	1.22	1.22	1.22	73	41.1
11-May-16	9:40	Fine	015627	2.8241	2.8298	8145.94	8146.94	1.00	1.17	1.17	1.17	70	81.2
11-May-16	13:00	Fine	015655	2.8194	2.8300	8146.94	8147.94	1.00	1.17	1.17	1.17	70	151.1
11-May-16	14:55	Fine	015635	2.8262	2.8434	8147.94	8148.94	1.00	1.17	1.17	1.17	70	245.1
17-May-16	8:40	Cloudy	015495	2.8659	2.8800	8172.94	8173.94	1.00	1.27	1.27	1.27	76	184.5
17-May-16	10:45	Cloudy	015492	2.8577	2.8656	8173.94	8174.94	1.00	1.27	1.27	1.27	76	103.4
17-May-16	13:00	Cloudy	015489	2.8291	2.8375	8174.94	8175.94	1.00	1.27	1.27	1.27	76	109.9
21-May-16	8:35	Rainy	015723	2.8161	2.8175	8199.94	8200.94	1.00	1.26	1.26	1.26	76	18.5
21-May-16	10:05	Rainy	015720	2.8019	2.8035	8200.94	8201.94	1.00	1.26	1.26	1.26	76	21.1
21-May-16	13:00	Rainy	015717	2.8005	2.8013	8201.94	8202.94	1.00	1.26	1.26	1.26	76	10.6
27-May-16	8:50	Rainy	015860	2.8476	2.8516	8226.95	8227.95	1.00	1.16	1.16	1.16	69	57.6
27-May-16	9:58	Rainy	015858	2.8593	2.8634	8227.95	8228.95	1.00	1.16	1.16	1.16	69	59.1
27-May-16	11:00	Rainy	015854	2.8649	2.8700	8228.95	8229.95	1.00	1.16	1.16	1.16	69	73.5



Location: CMA2a - Causeway Bay Community Centre

Report on 24-hour TSP monitoring

Action Level ($\mu\text{g}/\text{m}^3$) - 169.5

Limit Level ($\mu\text{g}/\text{m}^3$) - 260

Date	Sampling Time	Weather Condition	Filter paper no.	Filter Weight, g		Elapse Time, hr		Sampling Time, hr	Flow Rate, m^3/min			Total Volume, m^3	TSP Level, $\mu\text{g}/\text{m}^3$
				Initial	Final	Initial	Final		Initial, Q_{si}	Final, Q_{sf}	Average		
28-Apr-16	8:00	Cloudy	015451	2.8512	3.0026	17710.46	17734.46	24.00	1.19	1.19	1.19	1714	88.3
4-May-16	8:00	Fine	015355	2.8569	2.9611	17737.46	17761.46	24.00	1.24	1.24	1.24	1782	58.5
10-May-16	8:00	Rainy	015512	2.8537	2.9321	17781.69	17805.69	24.00	1.13	1.14	1.14	1635	48.0
16-May-16	8:00	Cloudy	015641	2.8081	2.9471	17808.69	17832.69	24.00	1.24	1.24	1.24	1788	77.7
20-May-16	8:00	Cloudy	015503	2.8511	2.9413	17835.69	17859.69	24.00	1.27	1.26	1.26	1821	49.5
26-May-16	8:00	Cloudy	015499	2.8631	2.9426	17862.69	17886.69	24.00	1.20	1.19	1.19	1721	46.2

Report on 1-hour TSP monitoring

Action Level ($\mu\text{g}/\text{m}^3$) - 323.4

Limit Level ($\mu\text{g}/\text{m}^3$) - 500

Date	Sampling Time	Weather Condition	Filter paper no.	Filter Weight, g		Elapse Time, hr		Sampling Time, hr	Flow Rate, m^3/min			Total Volume, m^3	TSP Level, $\mu\text{g}/\text{m}^3$
				Initial	Final	Initial	Final		Initial, Q_{si}	Final, Q_{sf}	Average		
29-Apr-16	9:31	Cloudy	015447	2.8503	2.8614	17734.46	17735.46	1.00	1.24	1.24	1.24	75	148.7
29-Apr-16	10:58	Cloudy	015429	2.8509	2.8638	17735.46	17736.46	1.00	1.24	1.24	1.24	75	172.9
29-Apr-16	13:25	Cloudy	015345	2.8234	2.8334	17736.46	17737.46	1.00	1.24	1.24	1.24	75	134.0
7-May-16	8:20	Fine	015576	2.8453	2.8488	17778.69	17779.69	1.00	1.13	1.13	1.13	68	51.5
7-May-16	9:27	Fine	015518	2.8165	2.8179	17779.69	17780.69	1.00	1.23	1.23	1.23	74	18.9
7-May-16	10:30	Fine	015517	2.8141	2.8161	17780.69	17781.69	1.00	1.18	1.23	1.21	73	27.6
11-May-16	9:45	Fine	015651	2.8071	2.8139	17805.69	17806.69	1.00	1.24	1.24	1.24	74	91.6
11-May-16	13:00	Fine	015648	2.7986	2.8023	17806.69	17807.69	1.00	1.24	1.24	1.24	74	49.8
11-May-16	14:52	Fine	015645	2.7968	2.7972	17807.69	17808.69	1.00	1.14	1.14	1.14	68	5.9
17-May-16	8:47	Cloudy	015567	2.8585	2.8622	17832.69	17833.69	1.00	1.24	1.24	1.24	75	49.6
17-May-16	10:48	Cloudy	015563	2.8416	2.8481	17833.69	17834.69	1.00	1.24	1.24	1.24	75	87.2
17-May-16	13:00	Cloudy	015506	2.8576	2.8644	17834.69	17835.69	1.00	1.24	1.24	1.24	75	91.2
21-May-16	8:39	Rainy	015466	2.8516	2.8531	17859.69	17860.69	1.00	1.13	1.13	1.13	68	22.1
21-May-16	10:08	Rainy	015462	2.8587	2.8605	17860.69	17861.69	1.00	1.13	1.13	1.13	68	26.5
21-May-16	13:00	Rainy	015501	2.8471	2.8487	17861.69	17862.69	1.00	1.16	1.16	1.16	70	22.9
27-May-16	8:47	Rainy	015879	2.8957	2.8991	17886.69	17887.69	1.00	1.19	1.16	1.18	71	48.1
27-May-16	10:13	Rainy	015875	2.9109	2.9134	17887.69	17888.69	1.00	1.13	1.13	1.13	68	36.9
27-May-16	13:00	Rainy	015871	2.9030	2.9040	17888.69	17889.69	1.00	1.16	1.16	1.16	70	14.4

Remarks: Due to interruption of electricity, the 1hr TSP was rescheduled from 5 May 2016 to 7 May 2016.



Location: CMA3a - CWB PRE Site Office Area

Report on 24-hour TSP monitoring

Action Level ($\mu\text{g}/\text{m}^3$) - 171

Limit Level ($\mu\text{g}/\text{m}^3$) - 260

Date	Sampling Time	Weather Condition	Filter paper no.	Filter Weight, g		Elapse Time, hr		Sampling Time, hr	Flow Rate, m^3/min			Total Volume, m^3	TSP Level, $\mu\text{g}/\text{m}^3$
				Initial	Final	Initial	Final		Initial, Q_{si}	Final, Q_{sf}	Average		
28-Apr-16	8:00	Cloudy	015453	2.8439	2.9814	5202.08	5226.08	24.00	1.56	1.57	1.56	2249	61.1
4-May-16	8:00	Fine	015354	2.8582	2.9483	5229.09	5253.09	24.00	1.56	1.55	1.56	2241	40.2
10-May-16	8:00	Rainy	015531	2.8362	2.9206	5256.10	5280.10	24.00	1.40	1.41	1.41	2024	41.7
16-May-16	8:00	Cloudy	015634	2.8221	2.9576	5283.10	5307.10	24.00	1.45	1.45	1.45	2088	64.9
20-May-16	8:00	Cloudy	015486	2.8391	2.9427	5310.10	5334.10	24.00	1.25	1.25	1.25	1798	57.6
26-May-16	8:00	Cloudy	015716	2.8059	2.8422	5337.15	5361.15	24.00	1.13	1.13	1.13	1626	22.3

Report on 1-hour TSP monitoring

Action Level ($\mu\text{g}/\text{m}^3$) - 311.3

Limit Level ($\mu\text{g}/\text{m}^3$) - 500

Date	Sampling Time	Weather Condition	Filter paper no.	Filter Weight, g		Elapse Time, hr		Sampling Time, hr	Flow Rate, m^3/min			Total Volume, m^3	TSP Level, $\mu\text{g}/\text{m}^3$
				Initial	Final	Initial	Final		Initial, Q_{si}	Final, Q_{sf}	Average		
29-Apr-16	8:45	Cloudy	015413	2.8429	2.8537	5226.08	5227.08	1.00	1.36	1.36	1.36	81	132.7
29-Apr-16	10:40	Cloudy	015410	2.8516	2.8645	5227.08	5228.08	1.00	1.36	1.36	1.36	81	158.6
29-Apr-16	13:10	Cloudy	015407	2.8536	2.8616	5228.08	5229.09	1.01	1.36	1.36	1.36	82	97.4
5-May-16	8:20	Fine	015375	2.8480	2.8499	5253.09	5254.09	1.00	1.34	1.34	1.34	81	23.6
5-May-16	10:05	Fine	015349	2.8480	2.8528	5254.09	5255.09	1.00	1.34	1.34	1.34	81	59.5
5-May-16	13:00	Fine	015538	2.8317	2.8403	5255.09	5256.09	1.00	1.34	1.34	1.34	81	106.6
11-May-16	8:30	Fine	015628	2.8335	2.8405	5280.10	5281.10	1.00	1.20	1.20	1.20	72	97.2
11-May-16	11:00	Fine	015656	2.8261	2.8332	5281.10	5282.10	1.00	1.35	1.35	1.35	81	87.8
11-May-16	14:30	Fine	015636	2.8106	2.8151	5282.10	5283.10	1.00	1.20	1.20	1.20	72	62.5
17-May-16	8:30	Cloudy	015496	2.8624	2.8679	5307.10	5308.10	1.00	1.35	1.35	1.35	81	67.7
17-May-16	9:55	Cloudy	015493	2.8599	2.8656	5308.10	5309.10	1.00	1.32	1.32	1.32	79	72.1
17-May-16	11:00	Cloudy	015490	2.8683	2.8736	5309.10	5310.10	1.00	1.35	1.35	1.35	81	65.2
21-May-16	8:20	Rainy	015724	2.8395	2.8453	5334.10	5335.10	1.00	1.25	1.25	1.25	75	77.6
21-May-16	9:50	Rainy	015721	2.8081	2.8108	5335.10	5336.10	1.00	1.13	1.13	1.13	68	39.8
21-May-16	13:00	Rainy	015718	2.8179	2.8190	5336.10	5337.10	1.00	1.25	1.25	1.25	75	14.7
27-May-16	8:30	Rainy	015861	2.8452	2.8474	5361.15	5362.15	1.00	1.24	1.24	1.24	75	29.5
27-May-16	10:00	Rainy	015857	2.8619	2.8651	5362.15	5363.15	1.00	1.24	1.24	1.24	75	42.9
27-May-16	11:00	Rainy	015855	2.8583	2.8593	5363.15	5364.15	1.00	1.24	1.24	1.24	75	13.4



Location: CMA4a - SPCA

Report on 24-hour TSP monitoring

Action Level ($\mu\text{g}/\text{m}^3$) - 171.2
Limit Level ($\mu\text{g}/\text{m}^3$) - 260

Date	Sampling Time	Weather Condition	Filter paper no.	Filter Weight, g		Elapse Time, hr		Sampling Time, hr	Flow Rate, m^3/min			Total Volume, m^3	TSP Level, $\mu\text{g}/\text{m}^3$
				Initial	Final	Initial	Final		Initial, Q_{si}	Final, Q_{sf}	Average		
28-Apr-16	8:00	Cloudy	015416	2.8409	2.9245	21986.19	22010.19	24.00	1.48	1.49	1.49	2141	39.1
4-May-16	8:00	Fine	015348	2.8467	2.9208	22013.20	22037.20	24.00	1.41	1.40	1.41	2025	36.6
10-May-16	8:00	Rainy	015534	2.8540	2.9289	22040.20	22064.20	24.00	1.40	1.41	1.41	2024	37.0
16-May-16	8:00	Cloudy	015642	2.8046	2.9207	22067.20	22091.20	24.00	1.41	1.41	1.41	2033	57.1
20-May-16	8:00	Cloudy	015505	2.8620	2.9305	22094.20	22118.20	24.00	1.28	1.28	1.28	1848	37.1
26-May-16	8:00	Cloudy	015500	2.8603	2.9270	22121.23	22145.23	24.00	1.28	1.28	1.28	1844	36.2

Report on 1-hour TSP monitoring

Action Level ($\mu\text{g}/\text{m}^3$) - 312.5
Limit Level ($\mu\text{g}/\text{m}^3$) - 500

Date	Sampling Time	Weather Condition	Filter paper no.	Filter Weight, g		Elapse Time, hr		Sampling Time, hr	Flow Rate, m^3/min			Total Volume, m^3	TSP Level, $\mu\text{g}/\text{m}^3$
				Initial	Final	Initial	Final		Initial, Q_{si}	Final, Q_{sf}	Average		
29-Apr-16	9:06	Cloudy	015449	2.8523	2.8598	22010.19	22011.19	1.00	1.41	1.41	1.41	85	88.3
29-Apr-16	10:38	Cloudy	015430	2.8414	2.8504	22011.19	22012.19	1.00	1.41	1.41	1.41	85	106.0
29-Apr-16	13:00	Cloudy	015344	2.8435	2.8514	22012.19	22013.19	1.00	1.41	1.41	1.41	85	93.1
5-May-16	8:32	Fine	015363	2.8441	2.8480	22037.20	22038.20	1.00	1.40	1.40	1.40	84	46.3
5-May-16	10:06	Fine	015577	2.8129	2.8160	22038.20	22039.20	1.00	1.40	1.40	1.40	84	36.8
5-May-16	13:18	Fine	015574	2.8378	2.8414	22039.20	22040.20	1.00	1.55	1.55	1.55	93	38.6
11-May-16	9:21	Fine	015652	2.8058	2.8095	22064.20	22065.20	1.00	1.41	1.41	1.41	84	43.8
11-May-16	13:00	Fine	015649	2.7995	2.8018	22065.20	22066.20	1.00	1.41	1.41	1.41	84	27.2
11-May-16	14:25	Fine	015646	2.8023	2.8052	22066.20	22067.20	1.00	1.41	1.41	1.41	84	34.4
17-May-16	8:25	Cloudy	015637	2.8153	2.8186	22091.20	22092.20	1.00	1.41	1.41	1.41	85	38.9
17-May-16	10:04	Cloudy	015565	2.8432	2.8488	22092.20	22093.20	1.00	1.41	1.41	1.41	85	66.0
17-May-16	13:00	Cloudy	015561	2.8345	2.8407	22093.20	22094.20	1.00	1.41	1.41	1.41	85	73.1
21-May-16	8:24	Rainy	015467	2.8574	2.8596	22118.23	22119.23	1.00	1.28	1.28	1.28	77	28.6
21-May-16	9:54	Rainy	015463	2.8375	2.8390	22119.23	22120.23	1.00	1.28	1.28	1.28	77	19.5
21-May-16	13:00	Rainy	015502	2.8458	2.8473	22120.23	22121.23	1.00	1.28	1.28	1.28	77	19.5
27-May-16	8:30	Rainy	015880	2.9083	2.9106	22145.23	22146.23	1.00	1.28	1.28	1.28	77	30.0
27-May-16	9:58	Rainy	015876	2.9022	2.9041	22146.23	22147.23	1.00	1.28	1.28	1.28	77	24.7
27-May-16	13:00	Rainy	015872	2.9057	2.9074	22147.23	22148.23	1.00	1.28	1.28	1.28	77	22.1



Location: CMA5b - Pedestrian Plaza

Report on 24-hour TSP monitoring

Action Level ($\mu\text{g}/\text{m}^3$) - 181
Limit Level ($\mu\text{g}/\text{m}^3$) - 260

Date	Sampling Time	Weather Condition	Filter paper no.	Filter Weight, g		Elapse Time, hr		Sampling Time, hr	Flow Rate, m^3/min			Total Volume, m^3	TSP Level, $\mu\text{g}/\text{m}^3$
				Initial	Final	Initial	Final		Initial, Q_{si}	Final, Q_{sf}	Average		
28-Apr-16	8:00	Cloudy	015325	2.8570	3.0193	6530.09	6554.09	24.00	0.81	0.74	0.77	1110	146.2
4-May-16	8:00	Fine	015347	2.8474	2.9424	6557.09	6581.09	24.00	0.81	0.80	0.80	1158	82.1
10-May-16	8:00	Rainy	015533	2.8322	2.9699	6584.09	6608.09	24.00	0.80	0.80	0.80	1156	119.1
16-May-16	8:00	Cloudy	015643	2.8148	2.9435	6611.09	6635.09	24.00	0.81	0.81	0.81	1167	110.3
21-May-16	17:05	Rainy	015702	2.8368	2.9388	6641.66	6665.66	24.00	0.84	0.84	0.84	1216	83.9
26-May-16	8:00	Cloudy	015701	2.8443	3.0008	6665.66	6689.66	24.00	0.81	0.80	0.81	1159	135.0

Remarks: Due to interruption of electricity, the 24hr TSP was rescheduled from 20 May 2016 to 21 May 2016.

Report on 1-hour TSP monitoring

Action Level ($\mu\text{g}/\text{m}^3$) - 332
Limit Level ($\mu\text{g}/\text{m}^3$) - 500

Date	Sampling Time	Weather Condition	Filter paper no.	Filter Weight, g		Elapse Time, hr		Sampling Time, hr	Flow Rate, m^3/min			Total Volume, m^3	TSP Level, $\mu\text{g}/\text{m}^3$
				Initial	Final	Initial	Final		Initial, Q_{si}	Final, Q_{sf}	Average		
29-Apr-16	8:53	Cloudy	015450	2.8500	2.8578	6554.09	6555.09	1.00	0.81	0.81	0.81	49	159.8
29-Apr-16	10:27	Cloudy	015446	2.8519	2.8619	6555.09	6556.09	1.00	0.81	0.81	0.81	49	204.8
29-Apr-16	13:00	Cloudy	015427	2.8450	2.8536	6556.09	6557.09	1.00	0.81	0.74	0.78	47	184.9
5-May-16	8:19	Fine	015364	2.8413	2.8447	6581.09	6582.09	1.00	0.65	0.65	0.65	39	87.3
5-May-16	9:53	Fine	015578	2.8213	2.8236	6582.09	6583.09	1.00	0.65	0.65	0.65	39	59.1
5-May-16	13:00	Fine	015537	2.8165	2.8216	6583.09	6584.09	1.00	0.80	0.80	0.80	48	106.1
11-May-16	9:18	Fine	015653	2.8208	2.8274	6608.09	6609.09	1.00	0.80	0.80	0.80	48	136.7
11-May-16	10:53	Fine	015650	2.8183	2.8253	6609.09	6610.09	1.00	0.80	0.80	0.80	48	145.0
11-May-16	14:15	Fine	015647	2.7928	2.8053	6610.09	6611.09	1.00	0.80	0.77	0.79	47	265.2
20-May-16	8:05	Cloudy	015470	2.8685	2.8733	6635.09	6636.09	1.00	0.65	0.65	0.65	39	122.6
20-May-16	9:30	Cloudy	015469	2.8442	2.8487	6636.09	6637.09	1.00	0.65	0.69	0.67	40	111.6
20-May-16	11:00	Cloudy	015726	2.8133	2.8146	6637.09	6638.09	1.00	0.81	0.81	0.81	48	26.9
21-May-16	8:00	Rainy	015727	2.8290	2.8333	6638.66	6639.66	1.00	0.80	0.80	0.80	48	89.6
21-May-16	9:42	Rainy	015464	2.8499	2.8524	6639.66	6640.66	1.00	0.80	0.80	0.80	48	52.1
21-May-16	16:04	Rainy	015460	2.8247	2.8312	6640.66	6641.66	1.00	0.84	0.84	0.84	51	128.5
27-May-16	8:19	Rainy	015881	2.9006	2.9036	6689.66	6690.66	1.00	0.69	0.69	0.69	42	72.0
27-May-16	9:47	Rainy	015877	2.9146	2.9191	6690.66	6691.66	1.00	0.84	0.84	0.84	50	89.2
27-May-16	10:56	Rainy	015873	2.9144	2.9190	6691.66	6692.66	1.00	0.77	0.69	0.73	44	104.8

Remark: Due to closure of major road and pedestrian access to monitoring station, the 1hr TSP monitoring was rescheduled from 17 May 2016 to 20 May 2016.



Location: MA1e - International Finance Centre (Eastern Wing)

Report on 24-hour TSP monitoring

Action Level ($\mu\text{g}/\text{m}^3$) - 173.4

Limit Level ($\mu\text{g}/\text{m}^3$) - 260

Date	Sampling Time	Weather Condition	Filter paper no.	Filter Weight, g		Elapse Time, hr		Sampling Time, hr	Flow Rate, m^3/min			Total Volume, m^3	TSP Level, $\mu\text{g}/\text{m}^3$
				Initial	Final	Initial	Final		Initial, Q_{si}	Final, Q_{sf}	Average		
28-Apr-16	8:00	Cloudy	015158	2.7893	2.8838	18669.71	18693.71	24.00	1.31	1.31	1.31	1885	50.1
4-May-16	8:00	Fine	015339	2.8402	2.8831	18696.71	18720.71	24.00	1.26	1.26	1.26	1814	23.7
10-May-16	8:00	Rainy	015540	2.8182	2.9072	18723.71	18747.71	24.00	1.26	1.26	1.26	1813	49.1
16-May-16	8:00	Cloudy	015388	2.8454	2.9682	18750.71	18774.71	24.00	1.29	1.29	1.29	1852	66.3
20-May-16	8:00	Cloudy	015395	2.8419	2.9289	18777.71	18801.71	24.00	1.22	1.22	1.22	1756	49.5
26-May-16	8:00	Cloudy	015803	2.8202	2.8673	18804.71	18828.71	24.00	1.27	1.27	1.27	1829	25.7

Report on 1-hour TSP monitoring

Action Level ($\mu\text{g}/\text{m}^3$) - 325.1

Limit Level ($\mu\text{g}/\text{m}^3$) - 500

Date	Sampling Time	Weather Condition	Filter paper no.	Filter Weight, g		Elapse Time, hr		Sampling Time, hr	Flow Rate, m^3/min			Total Volume, m^3	TSP Level, $\mu\text{g}/\text{m}^3$
				Initial	Final	Initial	Final		Initial, Q_{si}	Final, Q_{sf}	Average		
29-Apr-16	8:05	Cloudy	015379	2.8444	2.8464	18693.71	18694.71	1.00	1.26	1.26	1.26	76	26.4
29-Apr-16	9:12	Cloudy	015376	2.8322	2.8351	18694.71	18695.71	1.00	1.26	1.26	1.26	76	38.2
29-Apr-16	10:15	Cloudy	015342	2.8307	2.8354	18695.71	18696.71	1.00	1.31	1.31	1.31	79	59.7
5-May-16	8:05	Fine	015197	2.8257	2.8289	18720.71	18721.71	1.00	1.26	1.26	1.26	75	42.4
5-May-16	9:10	Fine	015193	2.8245	2.8273	18721.71	18722.71	1.00	1.26	1.26	1.26	75	37.1
5-May-16	10:30	Fine	015190	2.8409	2.8430	18722.71	18723.71	1.00	1.26	1.26	1.26	75	27.8
11-May-16	8:01	Fine	015336	2.8362	2.8411	18747.71	18748.71	1.00	1.26	1.26	1.26	76	64.8
11-May-16	9:02	Fine	015511	2.8490	2.8527	18748.71	18749.71	1.00	1.31	1.31	1.31	78	47.2
11-May-16	10:08	Fine	015391	2.8496	2.8536	18749.71	18750.71	1.00	1.26	1.26	1.26	76	52.9
17-May-16	8:03	Cloudy	015392	2.8184	2.8224	18774.71	18775.71	1.00	1.26	1.26	1.26	76	52.7
17-May-16	9:12	Cloudy	015401	2.8529	2.8573	18775.71	18776.71	1.00	1.26	1.26	1.26	76	58.0
17-May-16	10:24	Cloudy	015397	2.8367	2.8404	18776.71	18777.71	1.00	1.26	1.26	1.26	76	48.8
21-May-16	8:01	Rainy	015477	2.8469	2.8482	18801.71	18802.71	1.00	1.22	1.22	1.22	73	17.8
21-May-16	9:02	Rainy	015474	2.8604	2.8613	18802.71	18803.71	1.00	1.22	1.22	1.22	73	12.3
21-May-16	10:04	Rainy	015471	2.8739	2.8749	18803.71	18804.71	1.00	1.22	1.22	1.22	73	13.7
27-May-16	8:01	Rainy	015800	2.8033	2.8048	18828.71	18829.71	1.00	1.22	1.22	1.22	73	20.6
27-May-16	9:02	Rainy	015884	2.8666	2.8679	18829.71	18830.71	1.00	1.22	1.22	1.22	73	17.8
27-May-16	10:04	Rainy	015893	2.8765	2.8795	18830.71	18831.71	1.00	1.22	1.22	1.22	73	41.1



Location: MA1w - International Finance Centre (Western Wing)

Report on 24-hour TSP monitoring

Action Level ($\mu\text{g}/\text{m}^3$) - 173.4
Limit Level ($\mu\text{g}/\text{m}^3$) - 260

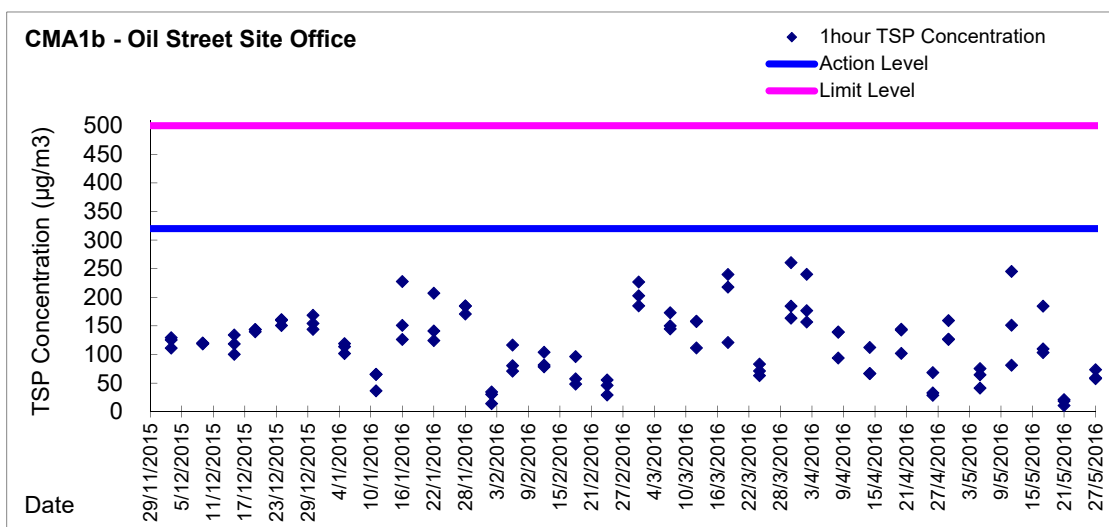
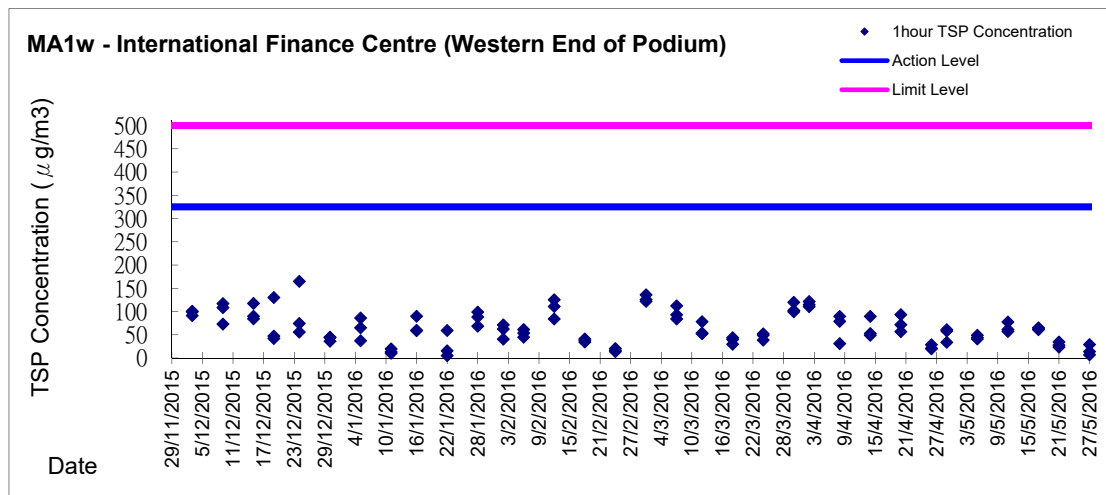
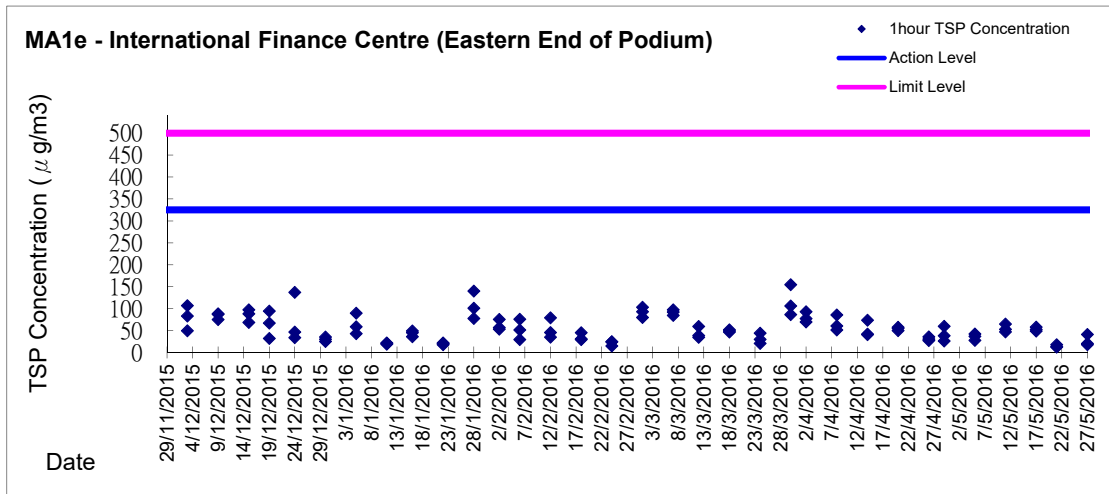
Date	Sampling Time	Weather Condition	Filter paper no.	Filter Weight, g		Elapse Time, hr		Sampling Time, hr	Flow Rate, m^3/min			Total Volume, m^3	TSP Level, $\mu\text{g}/\text{m}^3$
				Initial	Final	Initial	Final		Initial, Q_{si}	Final, Q_{sf}	Average		
28-Apr-16	8:00	Cloudy	015381	2.8476	2.9512	18695.09	18719.09	24.00	1.22	1.23	1.23	1765	58.7
4-May-16	8:00	Fine	015338	2.8350	2.8923	18722.09	18746.09	24.00	1.22	1.22	1.22	1760	32.6
10-May-16	8:00	Rainy	015539	2.8272	2.9170	18749.10	18773.10	24.00	1.22	1.22	1.22	1759	51.1
16-May-16	8:00	Cloudy	015387	2.8346	2.9380	18776.10	18800.10	24.00	1.23	1.23	1.23	1766	58.6
20-May-16	8:00	Cloudy	015459	2.8496	2.9243	18803.10	18827.10	24.00	1.20	1.20	1.20	1732	43.1
26-May-16	8:00	Cloudy	014802	2.8206	2.8761	18830.10	18854.10	24.00	1.20	1.20	1.20	1728	32.1

Report on 1-hour TSP monitoring

Action Level ($\mu\text{g}/\text{m}^3$) - 325.1
Limit Level ($\mu\text{g}/\text{m}^3$) - 500

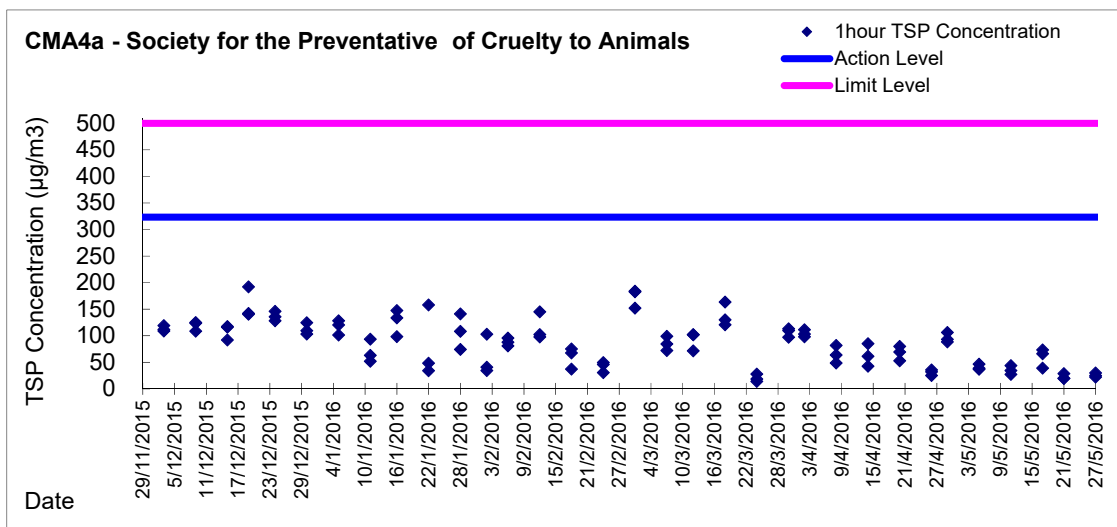
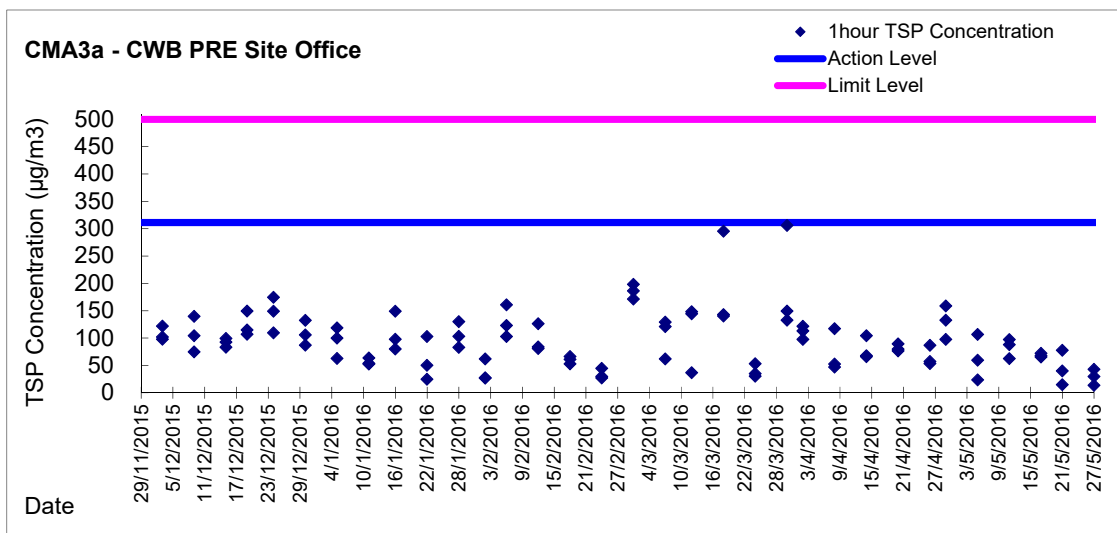
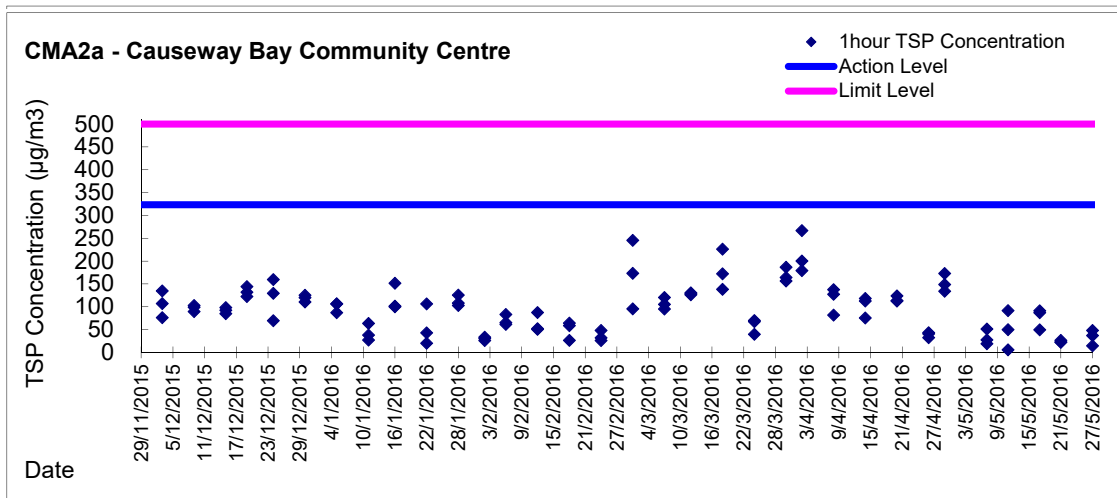
Date	Sampling Time	Weather Condition	Filter paper no.	Filter Weight, g		Elapse Time, hr		Sampling Time, hr	Flow Rate, m^3/min			Total Volume, m^3	TSP Level, $\mu\text{g}/\text{m}^3$
				Initial	Final	Initial	Final		Initial, Q_{si}	Final, Q_{sf}	Average		
29-Apr-16	8:05	Cloudy	015378	2.8288	2.8313	18719.09	18720.09	1.00	1.23	1.23	1.23	74	33.9
29-Apr-16	9:08	Cloudy	015229	2.8248	2.8291	18720.09	18721.09	1.00	1.23	1.23	1.23	74	58.4
29-Apr-16	10:11	Cloudy	015341	2.8362	2.8407	18721.09	18722.09	1.00	1.23	1.23	1.23	74	61.1
5-May-16	8:10	Fine	015195	2.8344	2.8380	18746.10	18747.10	1.00	1.22	1.22	1.22	73	49.2
5-May-16	9:20	Fine	015192	2.8372	2.8402	18747.10	18748.10	1.00	1.22	1.22	1.22	73	41.0
5-May-16	10:40	Fine	015189	2.8466	2.8498	18748.10	18749.10	1.00	1.22	1.22	1.22	73	43.7
11-May-16	8:05	Fine	015335	2.8440	2.8485	18773.10	18774.10	1.00	1.22	1.22	1.22	73	61.4
11-May-16	9:07	Fine	015510	2.8500	2.8542	18774.10	18775.10	1.00	1.22	1.22	1.22	73	57.3
11-May-16	13:00	Fine	015390	2.8347	2.8404	18775.10	18776.10	1.00	1.22	1.22	1.22	73	77.7
17-May-16	8:05	Cloudy	015403	2.8482	2.8528	18800.10	18801.10	1.00	1.23	1.23	1.23	74	62.5
17-May-16	9:08	Cloudy	015400	2.8573	2.8621	18801.10	18802.10	1.00	1.23	1.23	1.23	74	65.2
17-May-16	10:19	Cloudy	015398	2.8486	2.8531	18802.10	18803.10	1.00	1.23	1.23	1.23	74	61.1
21-May-16	8:05	Rainy	015476	2.8535	2.8560	18827.10	18828.10	1.00	1.20	1.20	1.20	72	34.7
21-May-16	9:07	Rainy	015473	2.8614	2.8634	18828.10	18829.10	1.00	1.20	1.20	1.20	72	27.8
21-May-16	10:09	Rainy	015805	2.8206	2.8223	18829.10	18830.10	1.00	1.20	1.20	1.20	72	23.6
27-May-16	8:05	Rainy	015799	2.8304	2.8309	18854.10	18855.10	1.00	1.20	1.20	1.20	72	6.9
27-May-16	9:07	Rainy	015883	2.8884	2.8905	18855.10	18856.10	1.00	1.20	1.20	1.20	72	29.2
27-May-16	10:09	Rainy	015892	2.8816	2.8826	18856.10	18857.10	1.00	1.20	1.20	1.20	72	13.9

Graphic Presentation of 1 hour TSP Result

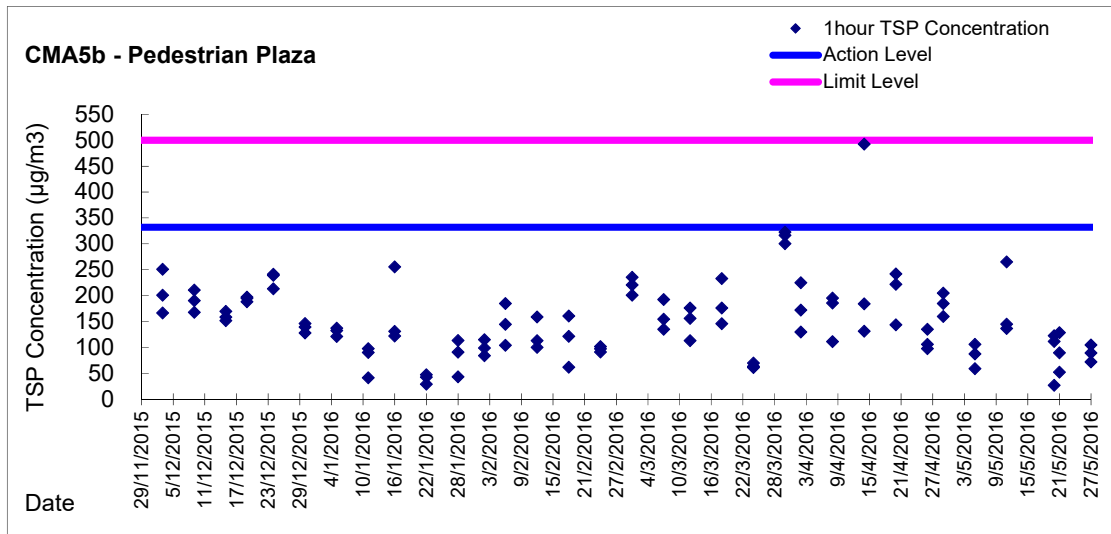




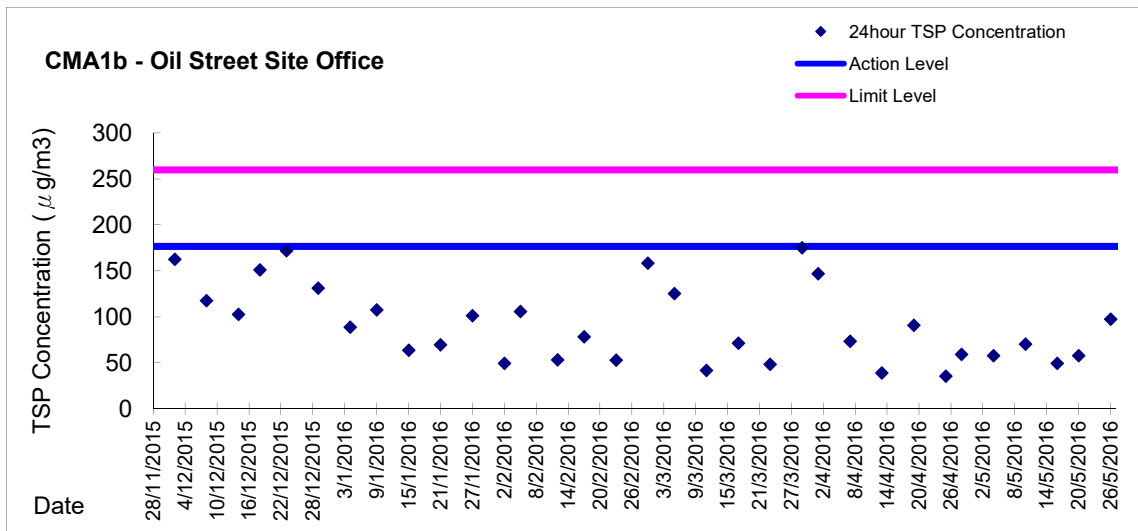
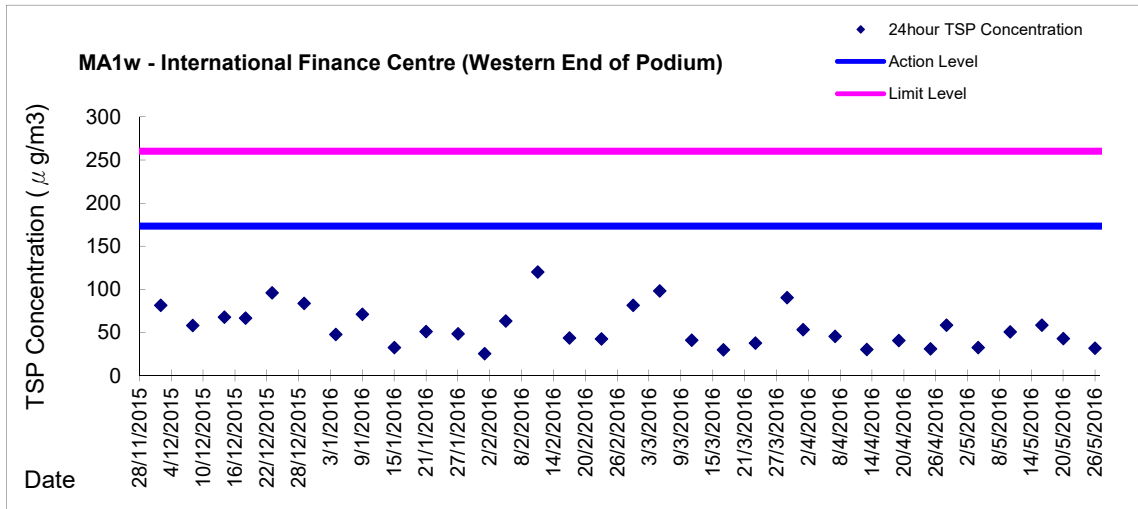
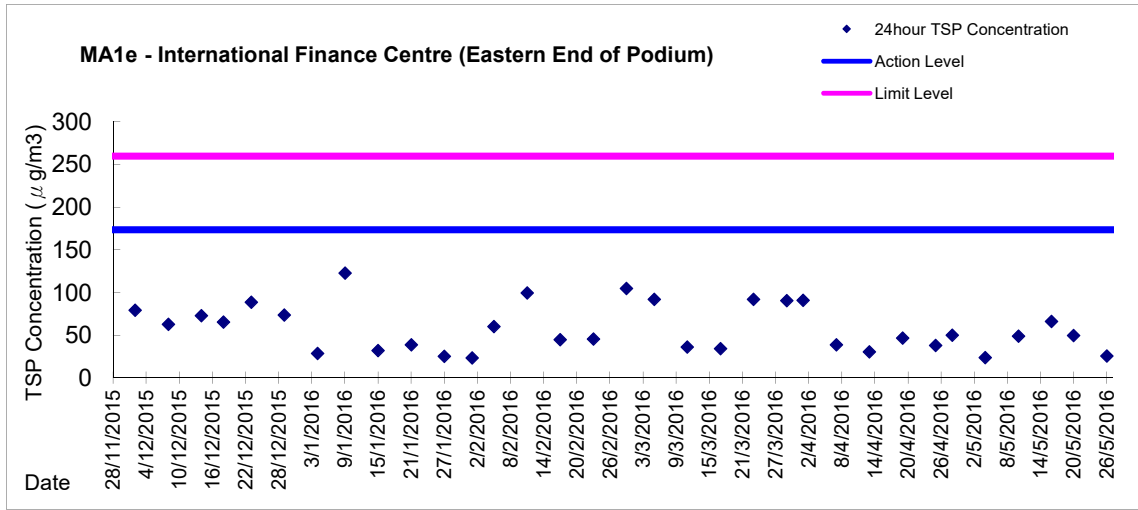
Graphic Presentation of 1 hour TSP Result



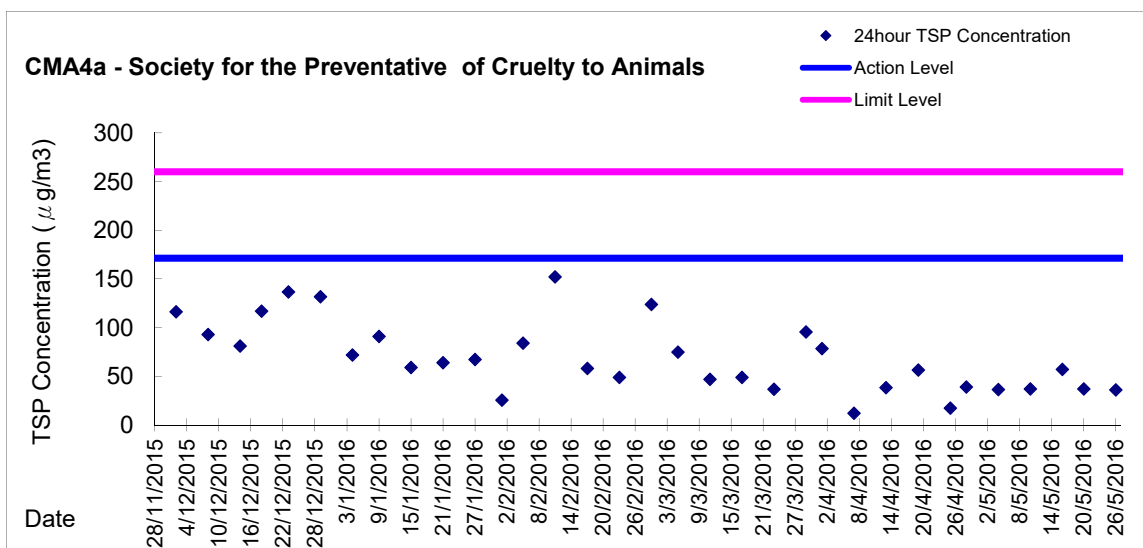
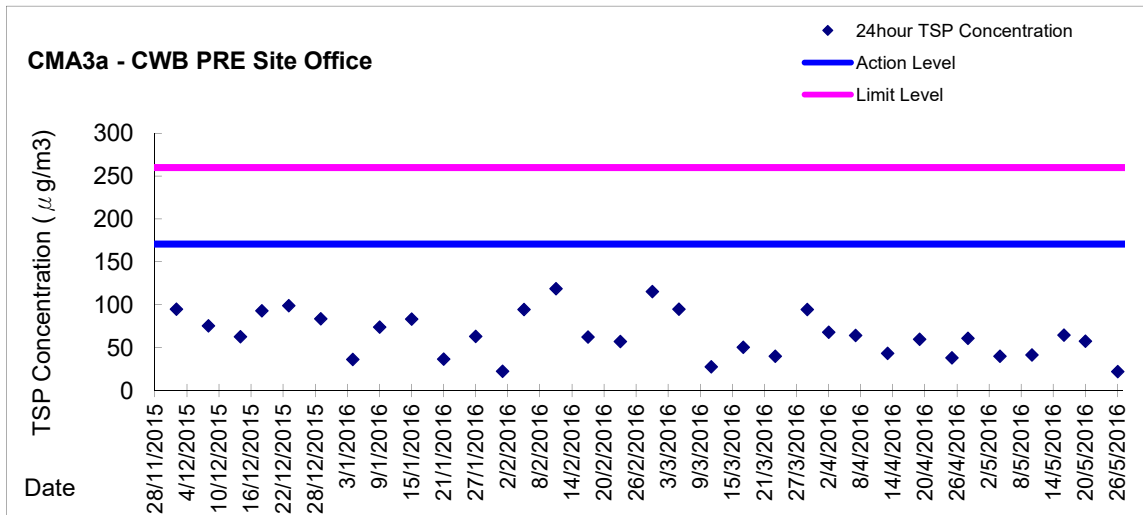
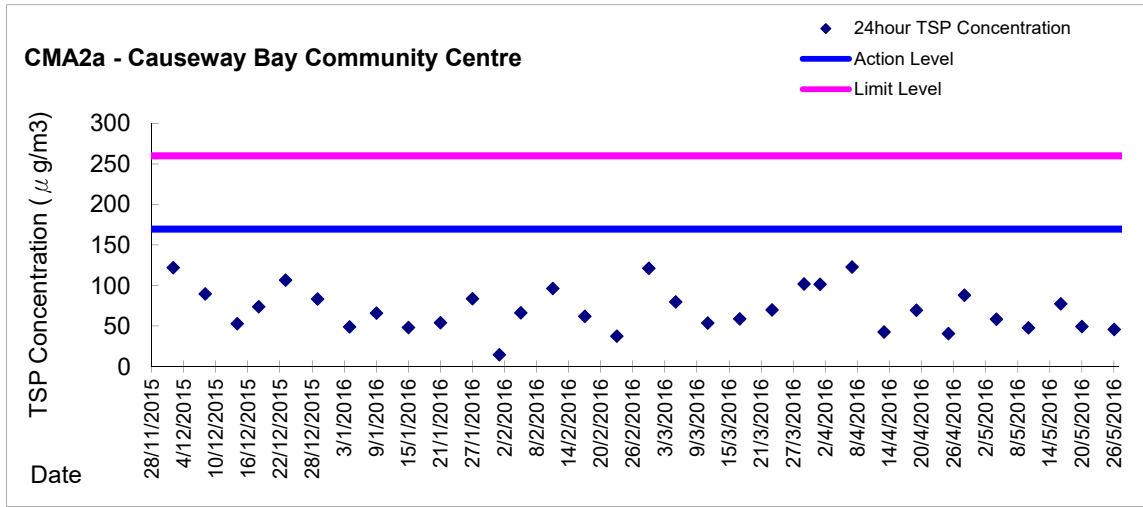
Graphic Presentation of 1 hour TSP Result



Graphic Presentation of 24 hour TSP Result



Graphic Presentation of 24 hour TSP Result



Graphic Presentation of 24 hour TSP Result

